



CRAZY QUILTERS GUILD

Susan Keller
3002 Via Buena Vista, Unit B
Laguna Woods, CA 92637

TO:

SEW ON & SEW FORTH



SUSAN KELLER, EDITOR

FEBRUARY PROGRAM

By Carol Charlton - Vice President, Programs

Thank you to all those who participated in the Laretta Crites after-lecture meeting—we all had fun and a lot of laughs with our “Visioning” project. Of course, next month will be our New Member Recognition program. I hope that we can learn a little bit about each and every one of the new members.

I still have some of the paper dolls that were left behind at our holiday party—they are in my car, so if any of you want them, please let me know next month.



PRESIDENT’S MESSAGE

By Vanda Bresnan - President

As your President, I was very remiss last month by not getting a message out for the January newsletter, only excuse is I just did not “get round to it”! So first a special thank you to Nancy Easley and Betty Khzouz for a very well planned and executed Holiday (politically correct) luncheon. I received numerous accolades from members who did attend. I trust everyone had a fabulous new year without too much bubbly.

Carol Charlton started our new year with a very different program and workshop – no lengthy trunk show as requested by the membership. We did not have “Show and Tell” in January in the hopes many members would come forward for February. As you know in February we welcome our new members from the past year, so pull out your completed/almost completed projects from this past year. Please have completed readable overview of the project so Nancy Allen can read it easily without magnifying glasses.

Judy Dimmick is busy with the challenge and "Block of the month (BOM)". This year the BOM will be half square triangles, something I think I can do – I even have a few for February, Judy do not pass out!



MEMBERSHIP

By Pat Clark - Vice President

Facebook: 168 'LIKES' www.facebook.com/CrazyQuiltersLagunaWoods/

New members

Suzann Skinner: BD 2/6, 2210 Via Mariposa E, Unit F, 949-860-7034, iquilt26@aol.com

Shari Riter: BD 2/26, 801 Ronda Mendoza, Unit Q, 760-799-5616, sariter@yahoo.com

Laurie Tate: BD 9/30, 2111 Via Puerta, Unit N, 760-880-3767, lauriegt@yahoo.com

Renewals:

Sandy George: BD 8/8, 5393 Paseo Del Lago, W, 951-317-8038, sandygeonocas@yahoo.com

Ann Gibson: BD 11/2, 68 Aragon, Unit D, 949-837-0887, dgibson@fea.net

February Birthdays

Candy McLaughlin	1
Evelyn Flores	2
Florence Houghton	2
Suzann Skinner	6
Pat Clark	10
Carol Charlton	11
Ann Cout	11
Amy Mandell	13
Judy Dimmick	14
Louise Everett	18
Pat Burgener	24
Shari Riter	26



FEBRUARY Meeting: 'New Member Recognition Luncheon'. Last date to RSVP if you have not

already done so, is Feb 2. Email or call me to RSVP. I need time to prepare so please don't contact me after Feb 2. This will also be a closed meeting . . . no guests.

Road To California

On January 21 with a fully-loaded' bus, we left from Gate 3 for the Ontario Convention Center to enjoy the annual 'Road2California' quilt show. In about an hour we arrived to find a lot of enthusiastic quilters from all over the country. Lots of 'gadgets' for quilters to check out, fabrics to build up our stashes, and, of course, beautiful quilts to view.

The photos are of the \$10,000 Grand Prize winning quilt and CQ members Mary King and Jeannie Jacobson. More photos are posted on our Facebook page. Thanks to Leila Konow and Mary McAdara for making another 'Road' trip an amazing adventure!



TREASURER'S REPORT

By Candy McLaughlin - Treasurer

December 2015	
Beginning Balance	<u>\$13,423.03</u>
INCOME	\$1,935.00
	<u>\$15,358.03</u>
EXPENSES	\$3,290.25
	<u>\$12,067.78</u>
General Checking	\$9,403.81
Philanthropy	<u>\$2,663.97</u>
	<u>\$12,067.78</u>
Savings Account	<u>\$501.91</u>
	<u>\$12,569.69</u>
Petty Cash	<u>\$11.25</u>
TOTAL ALL	<u>\$12,580.94</u>

BLOCK OF THE MONTH

By Judy Dimmick

Crazy Quilter's of Laguna Woods CA

Block of the Month January 2016

Please turn in your block no later than February 11, 2016

Half-Square Triangle Overload Quilt

We will be using a lot of half-square triangles this year in the Block of the Month Quilts for Philanthropy.

For January you will need:

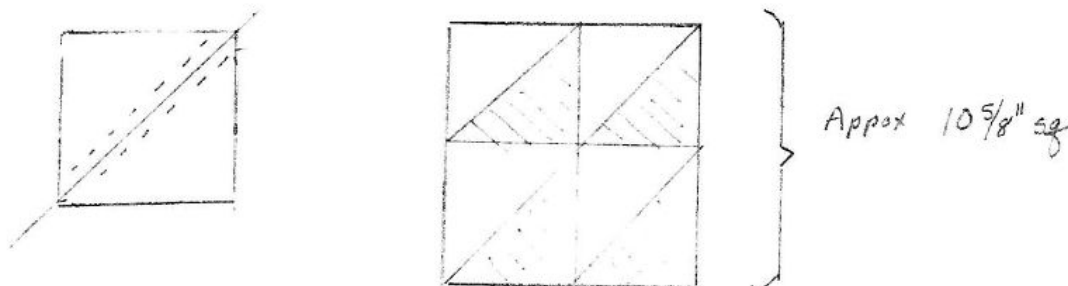
2-6 inch squares of light/medium fabrics, and

2-6 inch squares of medium/dark fabrics

They should be of the same color family such as medium blue and dark blue, or red with pinks, or light greens with medium greens. We are trying to make a large, colorful quilt to pass onto one of our philanthropic groups.

NO NOVELTY PRINTS , NO WHITE, MUSLIN, BROWNS OR BLACKS EITHER, PLEASE.

Place a light square on top of a medium square, right side together (RST) and draw a diagonal line from corner to corner on the lighter fabric. Sew an exact quarter inch away from either side of the drawn line using 12-inches to the inch stitch length. Then cut each square set on the drawn diagonal line. Press to the darker fabric, you now have four half-square triangles, place all half-square triangle in the same direction and sew together as a four patch block. Your block should measure approximately 10 5/8 inches square, PLEASE do not trim your block(s). See diagram below.



I will be in the sewing/quilting room on Thursdays following the general meeting to answer your questions. Judy Dimmick New No.: 949-300-9398

Crazy Quilter's of Laguna Woods CA

Block of the Month February 2016

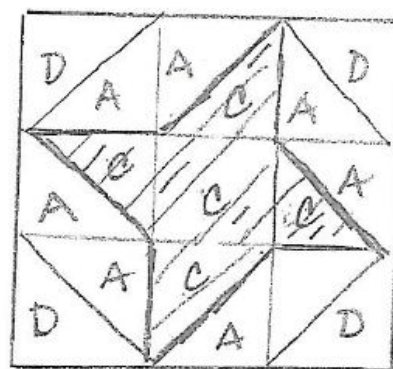
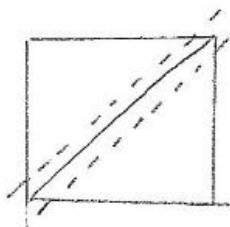
Please turn in your block no later than March 11, 2016

Friendship Star

Hello again, more HST'S (half square triangles) this month.

Cut as follows:

- 1 B 4-1/2 inch square Blue
- 4 A 5 inch square Light*
- 2 D 5 inch squares Light print Red*
- 2 C 5 inch squares Blue* Same color as B



**To be squared up to 4-1/2 inches after sewing into half square triangles. AND BEFORE SEWING into block.*

Place an A block on top of a D block, draw diagonal line corner to corner and sew 1/4 inch on either side of line. Make 2, yields 4 half square triangles.

Next place an A block on top of a C block and sew as previous squares, make 2, yield four HST.

Here's the layout for the block. PLEASE remember a 1/4 inch seam is very important to put these blocks together, so please measure your seam allowance and ~~use~~ ^{use} a 12/in. SL. Finished block should be approximately 12 1/2 inches square.

I will be in the sewing/quilting room on Thursdays, following the general meeting to answer your questions. Judy Dimmick New No.: 949-300-9398

SL = STITCH LENGTH

EDITOR'S COMMENTS

By Susan Keller

Reminder: If you have an input for the newsletter, please make sure that it gets to me by the 20th of the month. I need time to get the newsletter compiled so I can send it two weeks prior to the meeting.

Several members said that they are not receiving the newsletter. Make sure that both Pat (membership) and I have your correct unit and/or e-mail address. For e-mail receivers of the newsletter, check your "spam" folder. Also, check to see if my e-mail has been "blocked" or if a "filter" was created. I found that these two things happen when there are multiple users of the computer all sharing the same e-mail address. In addition, if others share your computer, check to see if someone is deleting it. In the event that you close out, change your e-mail address and/or service provider and I receive a "non-deliverable" message, I will call you (as I have done in the past) letting you know this.

If you find that others in the guild have received the newsletter and you have not, please contact me @ 714-916-2564 so I can help troubleshoot the problem with you. Lastly, check to see if your membership needs to be renewed. This was the main reason why members were no longer receiving the newsletter.

FRIENDSHIP GROUPS

BLOCKHEADS

By Nancy Allen

The block from Vicky Nardone last month was the "Buzzsaw" block. She gave us three strips of fabric from two colors with instructions and a demo. Surprise! those 3 strips made 10 blocks. A little challenging but fun. Tricky, that gal! Thanks Vicky. Can't wait to see the finished quilt and what our next block will be.

QUILT THERAPY

By Harriet Schmitt

The Quilt Therapy Friendship Group would like to welcome the new members of Crazy Quilters. If you are looking to join a Friendship Group, I'd like to give you a brief introduction to the QUILT THERAPY FRIENDSHIP GROUP. We meet on the Third Tuesday of the month in a Club House. We reserve the room from 1:00 p.m. to 4:00 p.m., and contribute one or two dollars toward the rent depending on the price of the room. Meeting in Club House gives us uninterrupted time to work on projects, socialize, and make plans for future fun events and projects. Although we do plan a few group projects for philanthropy, members are always welcome to work on their own projects instead. We have a couple of really experienced quilters who are happy to share hints. If you think you would be interested in joining us our February meeting will be on February 16 at 1:00 p.m., Club House 1 in the Art Room.

You can contact Harriet Schmitt at 949-583-9349 or angelhs555@yahoo.com for more information.

MONTHLY MINI

By Corinne Cesvet

Suzann Skinner (our new member) was the happy winner of the framed photo display. Enjoy!



PHILANTHROPY

By Lynda Guthrie, Judy Dimmick, and Leila Konow

The first week of January the supervisor of Club House 4 gave us back our "closet". Nancy Allen, Vickie Nardone, Betty Khzouz, and Candy Mc Laughlin spent the better part of 3 days refolding and organizing our closet with all of our large pieces of fabric. Ladies you did a Fantastic job! The cupboard is beautiful! So now when you want to make a project for one of our philanthropic projects you may contact Lynda Guthrie, Judy Dimmick, Leila Konow, Nancy Allen or Jeanne Stone on Thursday afternoons or Tuesday nights. We will be happy to help you select fabric for PHILANTHROPIC projects. This fabric is not for sale for personal projects. Bring us your pattern and a list of what you will need and we will help you pick out the right stuff. As always, we will help you layer smaller projects, provide batting and backs for philanthropy quilts.

This year's goals are: 13 quilts 70" x 90" (or close) for the fire Department; 20 or more quilts for Long Beach Veterans Hospital Spinal cord units 70" x 80"; five or six for the Veterans Memorial Retirement home in Santa Monica 70" x 80"; 20 lap quilts for Social Services Friendly visitor program; 100 quilts for Orangewood Children's Home (OC's answer to orphanage). These can be any size, kids come in the newborn to teenage sizes; ? gently used blankets / quilts for South County Outreach for people living in their cars or on the streets.

The loose threads friendship group has an on-going project of supplying baby things to Operation Baby shower for wives of lower ranking enlisted personnel whose spouses are deployed and family is not local.

Your participation in these endeavors is essential for our continued success. Questions, call Lynda Guthrie @ 949-859-4116. Or see me on Thursday afternoons at the quilt room. Thank you.

SHOW AND TELL

By Nancy Allen

Let's have a great show and tell this month. We want to impress our new honored members with our lovely work. Please write me a short (when, where, how) about your quilt ,so I can give it the description it deserves. **Note:** My new e-mail address is allenbillnan@gmail.com.

Magazines

Inspiration for your next quilt or craft awaits you at the magazine table. \$7.00 & \$8.00 magazines for only .25 cents each. Some very recent publications. None older than 2010.

The Emeritus semester is now in session. That means the CH-4 quilt room is also open on Tuesday nights from 5:00 to 8:00 P.M. If you need more time, give me a call @ 830-5513 and I can be there at 4:00.

SOUTH COUNTY OUTREACH

By Leila Konow

Don't forget to bring non-perishable food items for So. County Outreach. Good items are spaghetti, canned goods, rice, cereal, etc. I will deliver it to the proper channel. I will always have a cart to put items in.

WORKSHOP

By Jeanne Stone

TUESDAY, March 8, 2016 we will have a workshop on top quilting on your own machine. Nancy Allen will be the demonstrator for this workshop. You have all wanted to do this and Nancy has been doing this for some time and will show you how to get started.

Please note that this workshop is on a Tuesday (usually have Friday). We will meet at Club House 1 at 9:30 am until 3:30 pm and lunch will be served at noon. The cost is \$15. A supply list will be given you when you give me your check for \$15 payable to Crazy Quilters.

I am planning the in house workshops for 2016-2017 and would like to invite you to participate as a demonstrator/teacher. I know that many of you know a technique or have a project to share and would be welcome to participate in this project. Here is how it works. Our demonstrator is paid a fixed amount and lunch is arranged by the chairperson of workshops (me). We like to have something that can nearly be completed in the class. Classes are one day from 9:30 to 3:30.

If you have something to share, please let me take a look at it and we can arrange a date. Jeanne Stone, 949-837-4595.

WORKSHOP FOR SWEATSHIRTS

January is final time to sign up for the January 29 workshop for turning a sweatshirt into a jacket. Cost is \$15 including lunch. Date is January 29. Time 9:30 to 3:30. Place is club house 1. All welcome - residents and non-residents. Call Jeanne Stone for information 949-837-4595.

FIRE STATION 22

Lynda Guthrie, Jeanne Stone and Marily Stone-Benjamin visited Fire Station 22 on Jan. 14th. This is the station that is one of the busiest in the country and the one that serves our Village. Many of you have had to dial 911 and have these very nice guys come to help you or a loved one. I had them many times with my husband and a few times myself - one time was when my 'Alert' button was accidentally hit. I thought I corrected it, but guess not, so I went in for a nap. Next thing I know I saw 5 handsome men in my living room. We ironed out my error and they went on their way.

It has been suggested that we make these guys some quilts. When we visited yesterday we wanted information on the number needed. They were thrilled that we were going to do this. Seems there are three shifts of 13 each shift. We left there a bit overwhelmed but decided that we could cover one shift this year and next year catch up.

Right now we have about seven who will commit to making a top. What we need is 13 tops (or if you like a complete quilt). The tops should be 70" x 90" - give or take an inch or two. We will then sandwich and quilt them in clubhouse 4. We have lots of fabric for you to choose from. Come to the clubhouse on Thursday afternoon or call Lynda Guthrie @ 948-839-4116 and she will get fabric to you.

This is a fun project for some very giving men and women. Hope you will participate. Give Lynda a call.

Upcoming Quilt Show

FRIENDSHIP SQUARE QUILT GUILD
 PRESENTS: "Friendships Through Quilting"
 March 5- 6 Sat. 10-5 Sun. 10-4 Admission: \$7.00
 La Habra Community Center, 101 W. La Habra Blvd., La Habra, 90631
 Featuring: Large Quilt Display, Merchant Mall, Silent Auction,
 Quilt Raffle benefiting Breast Cancer Research, Boutique, Quilt Sale,
 and Opportunity Quilt.
www.fsqq.org

ADVERTISERS

Thank you to our advertisers. Please, give them your support.

Karen Aleta Miller
 Owner/Quilter

Studio: 949.281.7728
 Mobile: 202.802.0505


COSMIC QUILTING

Longarm Quilting Services & Quilt Finishing Studio

23561 Ridge Route Dr., Ste. I, Laguna Hills, CA 92653
 cosmicquilting@gmail.com cosmicquilting.com

Aunt Judy's Quilting and Finishing
 Judy Ann Dimmick

Laguna Woods, California
 949-540-9541
 judydimnick@comline.com





Our sincere thanks to our sponsor, Steve Supowitz, CEO Individual Food Service, in Bell, California for his generous contributions to Crazy Quilters from the
SUPO FOUNDATION.